



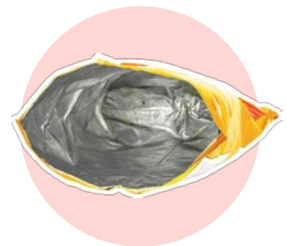

Worksheet 1 Waste world

Name: _____

Class: _____



DRAW AN ARROW FROM EACH OF THE WASTE ITEMS BELOW TO THE BIN IN WHICH YOU THINK IT BELONGS AND THEN LIST THREE ITEMS OF YOUR OWN TO PLACE INTO EACH BIN



Organic bin

Paper bin

Plastic bin

Glass bin

Metal bin

1	1	1	1	1
2	2	2	2	2
3	3	3	3	3



Mr. Pritt's Waste Warriors

Look for eco-friendly
crafting ideas & more at
www.prittworld.com



**USING THE ITEM OF
RUBBISH YOU HAVE BROUGHT FROM
HOME, UPCYCLE THIS INTO SOMETHING
ELSE USING THE ADDITIONAL ITEMS
YOU HAVE BEEN GIVEN**

Use the space below to create some design ideas for your item.
Don't forget to label the key features of your design, explaining the purpose of each part.

My waste item is:

I am going to upcycle my item into:

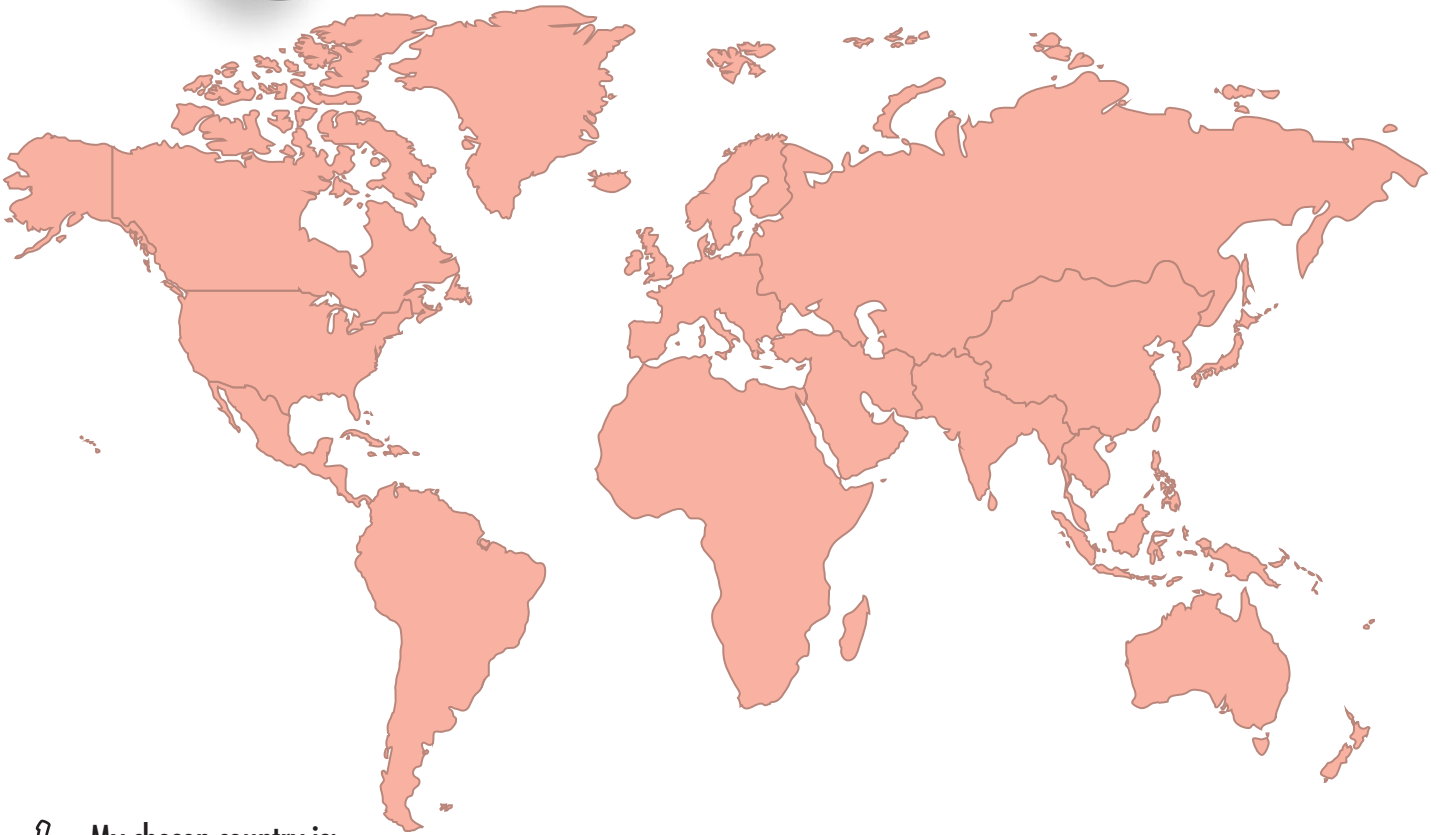
Concept drawings:





SELECT A COUNTRY OF YOUR CHOICE AND RESEARCH HOW THEY DEAL WITH HOUSEHOLD RECYCLING. TRY TO COMPLETE AS MANY QUESTIONS AS YOU CAN

Mark your chosen country on this map.



1. My chosen country is:

2. The percentage of household waste my country recycles is:





3. My chosen country tackles recycling in the following ways:

4. My chosen country encourages its people to recycle their waste by:

5. Some of the problems my chosen country faces in its recycling challenge are:

