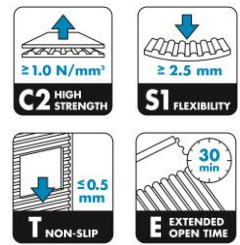


CM 16

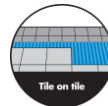
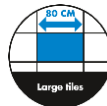
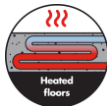
»FLEXIBLE«

Flexible adhesive mortar



CHARACTERISTICS

- ▶ For porcelain and ceramic tiles indoor and outdoor
- ▶ For wet areas
- ▶ On floors and walls - good adhesion
- ▶ Improved working parameters: long open time
- ▶ Slip resistant
- ▶ For large tiles up to 80cm
- ▶ Water and frost resistant




SCOPE OF USE

Ceresit CM 16 is used to laying ceramic, cement and stone tiles (except marble) on deformable substrates. Its features keep elastic connection with substrate which allowed to carry over shear stresses between tile and substrate. CM 16 is recommended to fi xing tiles on walls, heated fl oors, facades, terraces, balconies, swimming pools and technological water tanks (no chemicals). Thanks to advanced adhesion it is recommended for tiles with absorption < 0,3% e.g. gres tiles even to big size tiles (above 1m2) and for fi xing tiles on critical substrates: such as existing tiles, strong and well adhere paint coatings, gypsum substrates, anhydrites and cellural concrete. For fi xing tiles made of marble and other coarse-grained stones it is recommended to use Ceresit CM 14 WHITE, CM 25 and CM 42 adhesive mortar.

SUBSTRATE PREPARATION

CM 16 adheres to all solid, load-bearing, clean, dry and moist substrates free of substances which may impair adhesion.

Non-absorbent substrates, tiles, natural/artificial stone floors, firmly adhering coats and non-sanded mastic asphalt screeds must be primed with CT 19



CERESIT_CM16_IDS_06_2023

Supercontact primer.

Outdoor and indoor use:

Plasters of mortar groups CII / CIII (at least 14 days old), cement screeds (at least 28 days old, residual moisture < 2 wt %) and concrete (at least 28 days old) can directly be covered with tiles. Concrete floors must be mechanically cleaned and prepared before installing tiles.

APPLICATION

Pour the content of the package into a precisely measured amount of clean, cool water and stir using a drill with a mixer until it forms a homogeneous mixture. Leave for 5 min and then stir the mixture again. If necessary - add a small amount of water and stir once more. Expansion joints between tiles, at corner joints, floor-to-wall joints, and around sanitary equipment should be filled with Ceresit CS 25 MicroProtect silicone.



Henkel AG & Co. KGaA Deutschland
Henkelstraße 67 · 40191 Düsseldorf
Internet: www.ceresit.com
E-mail: ceresit.com@henkel.com

PLEASE NOTE

- ▶ Works should be carried out in dry conditions, at air and substrate temperature ranging from +5°C to +25°C.
- ▶ CM 16 contains cement and after mixing with water produces an alkaline solution. Therefore, skin and eyes should be protected. In case of eye contact, rinse eyes thoroughly with water and consult a doctor.
- ▶ Ceresit CE 40 Aquastatic or Ceresit CE 43 Grand'Elit grouts should be used for pointing indoors and outdoors, including on terraces and balconies. In the case of substrates exposed to increased chemical aggression or mechanical impact, Ceresit CE 43 Grand'Elit grout should be used.
- ▶ For waterproofing in indoor applications, Ceresit CL 51 sealing film and Ceresit CL 152 or CL 62 sealing tape are recommended. For outdoor use, we recommend Ceresit CL 50 or Ceresit CR 166 sealing film and Ceresit CL 152 sealing tape.
- ▶ Dirt and water-repellent silicone impregnation agent Ceresit CT 10 shall be used for additional protection of joints and ceramic cladding against staining.
- ▶ In the case where tiles made of stone prone to colour changes are laid, sample tests must be carried out in order to check whether the mortar causes no fading of the tiles.

OTHER INFORMATION

Should you need support or advice, please consult our advisory service for architects and craftsmen on the **contact information** you will find on **the local Ceresit website**.

Apart from the information given here it is also important to observe the relevant guidelines, regulations and common standards of various organizations and trade associations. The aforementioned characteristics are based on practical experience and applied testing. Confirmed properties and possible uses which go beyond those listed in this information sheet require our written confirmation. All data given was obtained at an ambient and material temperature of +23° C and 50 % relative air humidity unless specified otherwise. Please note that under other climatic conditions hardening can be accelerated or delayed and that the product itself is subject to local conditions such as amount of water and hardening. A product from another production site may differ.

The information contained herein, particularly recommendations for the handling and use of our products, is based on our professional experience. As materials and conditions may vary with each intended application, and thus are beyond our sphere of influence, we strongly recommend that in each case sufficient tests are conducted to check the suitability of our products for their intended use. Legal liability cannot be accepted on the basis of the contents of this data sheet or any verbal advice given, unless there is a case of willful misconduct or gross negligence on our part or unless there is a case of personal injury or death or a case of liability under the Product Liability Act.

This technical data sheet supersedes all previous editions relevant to this product. Please be aware that this Technical Data Sheet only relates to a product manufactured in the specific relevant production site.

TECHNICAL DATA

Base:	mixture of cements with mineral fillers and modifiers
Bulk density:	approx. 1.2 kg/dm ³
Mixing proportion*:	8.0 – 8.5 l of water for 25kg
Application temperature:	+5 to +25 °C
Pot life:	up to 2 h
Open time:	> 30 min
Slip:	≤ 0.5 mm
Deformable adhesive:	transverse deformation ≥ 2.5 mm and < 5 mm according to EN 12004 + A1
Grouting:	after 24 h
Bonding power:high initial adhesion:	≥ 1.0 N/mm ² according to EN 12004 + A1
Temperature resistance:	-30 °C to +70 °C
Reaction to fire:	class F according to EN 12004 +A1
Reaction to Fire:	A1/ A1fl

Pertains to an even substrate; consumption may be subject to change depending on substrate evenness and tile type

Approximate consumption	Tile side up to (cm)	Trowel notch dept (mm)	Consumption (kg/m ²)
	10	4	1.4
	15	6	2.0
	25	8	2.6
	30	10	3.0
	> 30	12	3.6

Product compliant with standard EN 12004: 2008. It has also obtained Building Research Institute technical approval AT-15-7027/2011 + Annex No 1 in the Ceresit Ceretherm Ceramic system, Factory production inspection Certificate No ITB - 0137/Z dated 10 February 2012.



Henkel AG & Co. KGaA Deutschland
Henkelstraße 67 · 40191 Düsseldorf
Internet: www.ceresit.com
E-mail: ceresit.com@henkel.com

Quality for Professionals