

DARK ROMANCE Salon








BEFORE // AFTER
VORHER // NACHHER



For more information and to get inspired
watch our Essential Looks Trendreport:
www.essentiallooks.com/2020-2

Weitere Informationen und Inspiration erhältst
du in unserem Essential Looks-Trendreport:
www.essentiallooks.com/2020-2





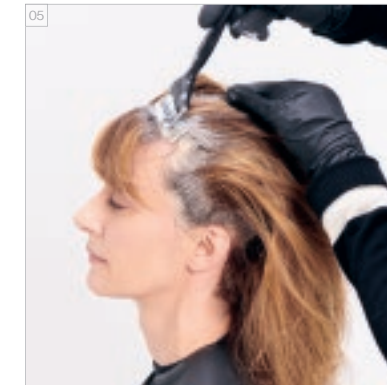



CUT STEP BY STEPS
STEP BY STEP - SCHNITT



#EssentialLooks

COLOUR TECHNIQUE
#retouch&refresh
by @lesleyjennison

COLOUR STEP BY STEPS
STEP BY STEP - FARBE



COLOURS USED

COLOUR 1 – ON ROOTS: IGORA ROYAL ABSOLUTES 7-460 + IGORA ROYAL OIL DEVELOPER 9%/30VOL. (1:1)
REFRESH LENGTHS & ENDS - VISUALLY ALTERNATE
COLOUR 2 – IGORA VIBRANCE 9-1 + 9-4 (1:1) + IGORA VIBRANCE ACTIVATOR LOTION 1.9%/6VOL. (1:1)
COLOUR 3 – IGORA VIBRANCE 6-46 + 8-46 (1:1) + IGORA VIBRANCE ACTIVATOR LOTION 1.9%/6VOL. (1:1)
BC pH 4.5 COLOR FREEZE SULFATE-FREE MICELLAR SHAMPOO // BC pH 4.5 COLOR FREEZE CONDITIONER //
BC UV FILTER COLOR FREEZE LIQUID SHINE

VERWENDETE FARBEN

FARBE 1 – AM ANSATZ: IGORA ROYAL ABSOLUTES 7-460
+ IGORA ROYAL OIL DEVELOPER 9% (1:1)
LÄNGEN UND SPITZEN AUFFRISCHEN - ERKENNBAR ABWECHSELND
FARBE 2 – IGORA VIBRANCE 9-1 + 9-4 (1:1)
+ IGORA VIBRANCE ACTIVATOR LOTION 1,9% (1:1)
FARBE 3 – IGORA VIBRANCE 6-46 + 8-46 (1:1)
+ IGORA VIBRANCE ACTIVATOR LOTION 1,9% (1:1)
BC pH 4.5 COLOR FREEZE SULFATE-FREE MICELLAR SHAMPOO //
BC pH 4.5 COLOR FREEZE CONDITIONER //
BC UV FILTER COLOR FREEZE LIQUID SHINE

