



# Technical Data Sheet



Technical Data Sheet  
Ref: NRPTX4000TDS  
Issued: 06.04.20  
Number of pages: 4

## Pattex 450g Aero 360° Pure TAB

### IDENTIFICATION

450g AERO360° Tab is the refill for AERO360° device; ideal for rooms of 20 m<sup>2</sup>.



### FUNCTIONALITY



1. The AERO360° system absorbs excess humidity and neutralizes bad smells based on the unique 360° air circulation.
2. The AERO360° Tab converts humidity into salty solution.
3. The brine water is collected in the tank of AERO360° Device.



No electricity needed



Environmental-friendly and convenient: No disposal of consumed bags

### APPLICATION

The 450g AERO360° Tab is used with the AERO360° system and is ideal for rooms of about 20 m<sup>2</sup> with poor air circulation. For larger rooms, use more than one device.




## DESCRIPTION

AERO360° Tab	450g / diameter: 100mm / thickness: 41- 44mm
AERO360° Tab's Colour	Bi-colour (blue & white)
AERO360° Tab's composition	Calcium chloride
Other benefits	Neutralization of bad smells Increased absorption area

## PERFORMANCE

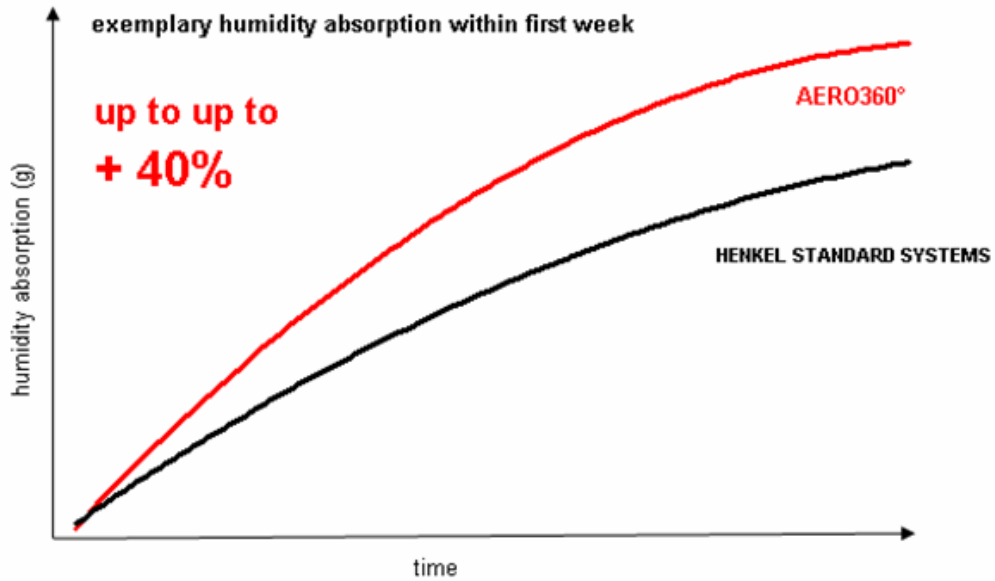
Immediate absorption	First drop in less than 12h*
Long lasting absorption	1 to 3 months* in a room of 20m <sup>2</sup> * Depending on the humidity level and room temperature
Technology	<p><b>360° AIR CIRCULATION</b> AERO360° System is based on the physical principle – the more contact the tab has to air, the higher humidity absorption power it provides. The aerodynamic device has a unique 360° Air Tunnel enabling the air to circulate completely around and through the hanging tab.</p> <p>The ultra absorbent tab has an improved wave shape and a centred opening to enlarge surface for more air contact to boost the performance of the system. This leads to up to 40% higher efficiency.*</p> <p><b>3IN1 TECHNOLOGY</b> The bicolored AERO360° tab consists of ultra active crystals and includes a patented anti-odour technology. Bad smells are effectively neutralized up to 70%** without masking them.</p> <p>* compared to Henkel standard ** validated by an external anti-odour specialist lab in Dec 2009.</p>



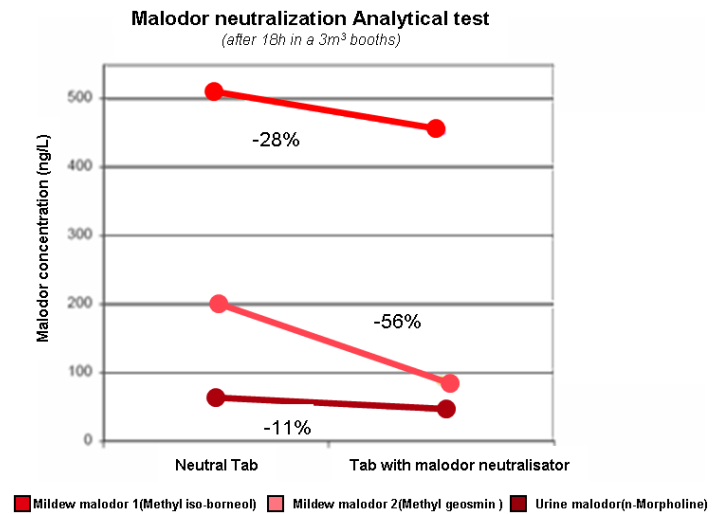
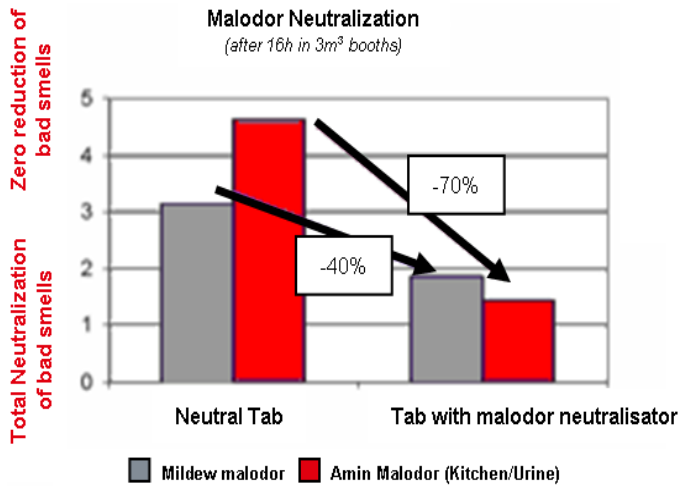


## HUMIDITY ABSORPTION

Compared to Henkel Standard



## MALODOR NEUTRALIZATION





## INSTRUCTIONS

1. Press symbol on top of the device to slide open.
2. Open the refill foil pack. Avoid any skin contact.
3. Place the tab with blue side facing downwards on top of the axis and close the device.
4. Once the tab is fully dissolved open the spout and pour the salty solution into the toilet.

Clean residues with warm water.



## STORAGE

At least 18 months for neutral AERO360° Tab from date of production.  
Store in dry room above 0°C.

## WARNING INSTRUCTIONS

In order to guarantee an optimal air circulation, place the device at least 10 cm from the wall. Do not allow AERO360° Tab or waste water solution to come into contact with easily damaged metal surfaces such as gold plate and chromium plate, leather, fabrics, carpets or other floor coverings.

In case of contact, immediately wash with warm water.

To be used above 10°C.

## SAFETY

This product is considered as dangerous. Before using the product please see related Material Safety Data Sheet that is available on request. [www.mymsds.henkel.com](http://www.mymsds.henkel.com)

The information provided in this Technical Data Sheet (TDS) including the recommendations for use and application of the product are based on our knowledge and experience of the product as at the date of this TDS. The product can have a variety of different applications as well as differing application and working conditions in your environment that are beyond our control. Henkel is, therefore, not liable for the suitability of our product for the production processes and conditions in respect of which you use them, as well as the intended applications and results. We strongly recommend that you carry out your own prior trials to confirm such suitability of our product.

Any liability in respect of the information in the Technical Data Sheet or any other written or oral recommendation(s) regarding the concerned product is excluded, except if otherwise explicitly agreed and except in relation to death or personal injury caused by our negligence and any liability under any applicable mandatory product liability law.

## Henkel Norden AB

Box 151 22

Gustavslundsvägen 151A

SE-167 15 Bromma, Sweden