

MAGICAL WHIMSY CATWALK







BEFORE // AFTER
VORHER // NACHHER



For more information and get inspired, have a look at the #MagicalWhimsy Trendreport: www.essentiallooks.com/2021-1/trend1

Für weitere Informationen und Inspiration sieh Dir unseren #MagicalWhimsy Trendreport an: www.essentiallooks.com/2021-1/trend1

CUT STEP BY STEPS
STEP BY STEP – SCHNITT



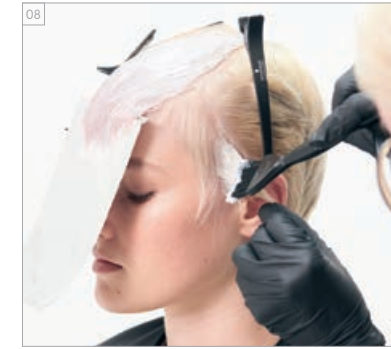


PRODUCTS USED
VERWENDETE
PRODUKTE



#EssentialLooks

COLOUR TECHNIQUE
#triangularplacement
by @violandsky

COLOUR STEP BY STEPS
STEP BY STEP – FARBE



COLOURS USED

- COLOUR 1 – ON ROOTS: IGORA ROYAL HIGHLIGHTS 12-1 + 12-2 (2:1) + IGORA ROYAL OIL DEVELOPER 9%/30VOL. (1:2)
- COLOUR 2 – ON LENGTHS & ENDS: IGORA ROYAL HIGHLIGHTS 12-1 + 12-2 (2:1) + IGORA ROYAL OIL DEVELOPER 12%/40VOL. (1:2)
- COLOUR 3 – TRIANGLE: IGORA ROYAL 9,5-49 + 0-99 (10:1) + IGORA ROYAL OIL DEVELOPER 3%/10VOL. (1:1)

CARE USED

- FIBRE CLINIX TRIBOND SHAMPOO
- FIBRE CLINIX TRIBOND TREATMENT FOR FINE HAIR 25 g
- + FIBRE CLINIX VOLUMIZE BOOSTER 5 g

STYLING USED

- OSIS+ HAIRBODY
- OSIS+ BEACH TEXTURE
- OSIS+ FREEZE

VERWENDETE FARBEN

- FARBE 1 – AM ANSATZ: IGORA ROYAL HIGHLIGHTS 12-1 + 12-2 (2:1) + IGORA ROYAL OIL DEVELOPER 9% (1:2)
- FARBE 2 – AUF LÄNGEN & SPITZEN: IGORA ROYAL HIGHLIGHTS 12-1 + 12-2 (2:1) + IGORA ROYAL OIL DEVELOPER 12% (1:2)
- FARBE 3 – DREIECKIGES PLACEMENT: IGORA ROYAL 9,5-49 + 0-99 (10:1) + IGORA ROYAL OIL DEVELOPER 3% (1:1)

VERWENDETE PFLEGE

- FIBRE CLINIX TRIBOND SHAMPOO
- FIBRE CLINIX TRIBOND TREATMENT FÜR FEINES BIS NORMALES HAAR 25 g
- + FIBRE CLINIX VOLUMIZE BOOSTER 5 g

VERWENDETE STYLINGPRODUKTE

- OSIS+ HAIRBODY
- OSIS+ BEACH TEXTURE
- OSIS+ FREEZE