

#SimplySmarter

INDOLA
PROFESSIONAL



PCC SMART LIFT

TECHNICAL MANUAL

DISCOVER THE SMART WAY OF LIFTING

INTRODUCING PCC SMART LIFT - NOT JUST ANOTHER HIGHLIGHT.

Say hello to a new kind of highlight. PCC Smart Lift isn't just about lifting - it's about lifting smarter. Designed with the modern hairdresser in mind, this innovative range gives you the freedom to create luminous, customised blondes with ease and confidence.

WHY HAIRDRESSERS LOVE IT

FULLY INTERMIXABLE

All PCC Smart Lift shades are fully intermixable with the existing PCC portfolio*, giving you endless possibilities to personalize every look.

SMART WHITE HAIR BLENDING

No more compromises on white hair. PCC Smart Lift softly blends white hair on 80-100% white bases while preserving the hair's luminosity.

VERSATILE APPLICATION

Use it your way: Choose between 6%, 9%, or 12% CREAM DEVELOPER to tone or lift - depending on your client's hair type and desired result. Use COLOR TRANSFORMER to refresh faded blonde tones.



10.0

Natural beauty, now with Built-in Bonding.

10.1

Strong neutralisation without brassiness

10.18

A glaze of muted chocolate



10.25

Iridescent pearl with a touch of mahogany

10.4

Flattering copper which complements perfectly golden and honey skin tones

10.76

Strawberry blonde for strong statements



10.8

Delightful chocolate, which embraces deep warmth

UNLOCK ENDLESS CREATIVE POSSIBILITIES. IT'S LIFTING, REDEFINED.

*except PCC Intense Coverage

BENEFITS

PERFORMANCE & CREATIVE POSSIBILITIES

1. SMART & SIMPLE LIFTING

- Easy 1:1 mixing ratio for effortless preparation
- Lifts and tones in a single step on natural hair (dark blonde and lighter)
- Provides up to 4 levels of lift for bright, luminous results

3. SOFT WHITE HAIR BLENDING

- Transforms 80–100% white hair into beautiful, soft blondes
- Gently blends up to 30% white hair while maintaining a luminous, light blonde tone – perfect for creating soft results without compromising brightness

2. CREATIVE FREEDOM THROUGH INTERMIXABILITY

- All PCC Smart Lift shades are fully intermixable with the existing PCC portfolio*
- Enables the creation of tailor-made colour results and fills tonal gaps within lighter depths

4. DUAL APPLICATION VERSATILITY

- Compatible with different developer strengths (6%, 9%, or 12%) for customized lifting.
- Ideal for refreshing blonde hair when paired with COLOR TRANSFORMER

CARE & FORMULATION

1. FORMULA WITH CARING INGREDIENTS

- Formulated with a Hyaluronic–Oil Complex – a blend of Hyaluronic Acid, known for its ability to retain moisture, and Apricot Kernel Oil, which is rich in oleic acid and Vitamin E.

2. BOND PROTECTION

- Features Bonding Technology to protect the inner hair structure during lifting
- Minimizes hair damage for healthier-looking results

3. GENTLE & RESPONSIBLE FORMULATION

- Reduced Ammonia content (20%)** for a gentler experience
- 100% Vegan formula



*except PCC Intense Coverage

**Compared to our standard highlifting shades

SERVICE EXAMPLES

INTERMIXING WITH EXISTING PCC SHADES

for more possibilities and personalized colour creations

SOFT BLENDING

on 80-100% white hair.
Achieve a stunning light blonde

ROOT RETOUCH & GLOBAL APPLICATION

for even, luminous, blonde results

BLONDE REFRESHMENT WITH COLOR

TRANSFORMER to refresh or balance out faded lengths and ends



HOW TO USE



GENERAL APPLICATION

Apply on dry, not freshly washed hair.

MIXING RATIO

Always mix PCC Smart Lift Creme 1:1 with CREAM DEVELOPER.


SOFT WHITE HAIR BLENDING	UP TO 3 LEVELS OF LIFT	UP TO 4 LEVELS OF LIFT	REFRESHING FADED LENGTHS AND ENDS
INDOLA CREAM DEVELOPER 6%	INDOLA CREAM DEVELOPER 9%	INDOLA CREAM DEVELOPER 12%	INDOLA COLOR TRANSFORMER
30mins	45mins	45mins	10 - 20mins

RINSING

Rinse thoroughly. Shampoo with INDOLA Color Shampoo before applying INDOLA Color Treatment or CC2.

SUNLIT BRUNETTE

PCC SMART LIFT SHADES



BEFORE



DESCRIPTION

A warm dark blonde enriched with golden undertones. Soft caramel highlights create a sun-kissed glow, adding natural dimension and a radiant, healthy finish.

MIXING

PCC 10.4 + 10.1 + 10.0 (2:1:1) intermixed with CREAM DEVELOPER 9% (1:1)

USED CARE PRODUCTS


Color Shampoo and Treatment



1. Section as shown.
2. Start in the right nape area with diagonal sections. Weave out highlights and apply **the colour**, blending it into the roots.
3. Create a parallel section to the one you previously coloured and apply your mixture with the help of a freehand technique, smudging the colour into the roots to avoid any rash line.
4. Work your way through the entire rear part of the head, alternating between weaves and slices.
5. Moving to the front right side, use the same technique as before, pivoting from the front line around the parting.
6. Continue the application with the same technique, starting on the left nape area and finish with the left front side.
7. Let it process for 45 min, Rinse thoroughly. Wash & condition with INDOLA color range.

SILVER VEIL TONING

PCC SMART LIFT SHADES



BEFORE



DESCRIPTION

A luminous beige blonde with a soft neutral-to-cool tone. The look balances brightness and natural contrast, while subtle beige and mauve-blonde shades add refined depth — ensuring the colour stays multi-dimensional, never flat.


MIXING

A: PCC 10.1 + 10.0 + 10.18 (2:1:1) with CREAM DEVELOPER 6% (1:1)


B: PCC 10.1 + 10.25 (3:1) with CREAM DEVELOPER 6% (1:1)

USED CARE PRODUCTS

INDOLA Color Shampoo and Treatment



1.



1.



2.



3.



4.




5.


1. Section a shown.
2. Starting in the nape area, apply **colour A** onto the length and ends of the complete underneath section, apply COLOUR A onto the roots of the lower section.
3. Open the star section, apply **colour B** onto the length and ends of the complete section and let it process for 10 min.
4. Apply **colour B** onto the roots of the star section.
5. Let it process for 30 min, rinse thoroughly. Wash & condition with INDOLA color range.

LUXE LIVED BLONDE


PCC MIXED WITH
NEW SMART LIFT
SHADES




8.18 + 7.0



10.18 + 8.34



10.25 + 6.77X



10.76 + 10.0



BEFORE



DESCRIPTION

A warm blonde base interwoven with soft rose-gold and light copper tones. Subtle mauve and dusty pink lowlights create a luminous, multi-dimensional effect that shifts beautifully between golden warmth and cool, iridescent hues.

MIXING

- A Roots: PCC 8.18 + 7.0 (3:1) mixed with CREAM DEVELOPER 9% (1:1)
- B Lengths 1: PCC 10.18 + PCC 8.34 (1:1) mixed with CREAM DEVELOPER 9% (1:1)
- B Lengths 2: PCC 10.25 + PCC 6.77X (4:1) mixed with CREAM DEVELOPER 9% (1:1)
- C Face framing + ends: PCC 10.76 + 10.0 (1:1) mixed with CREAM DEVELOPER 12% (1:1)

USED CARE PRODUCTS

BLONDE EXPERT Insta Strong



1.



1.




2.



3.









































4.



6.

- Section as shown.
- Starting in the nape area, open one section and apply **colour A** onto the roots.
- Once done, take a 1 cm thick section and apply **colour B1** onto the mid length, while blending it into the roots. Apply **colour C** onto the ends. Be sure to smudge all the colours together.
- Take a new section and apply **colour B2** onto the mid length, while blending it into the roots. Apply **colour C** onto the ends. Be sure to smudge all the colours together.
- Repeat step 3 & 4 to colour the whole section. Use the same technique to colour the remaining sections, exception made of the face framing sections.
- Apply **colour C** onto the face framing sections.
- Let it process for 45 min. Rinse thoroughly. Wash & condition with BLONDE EXPERT Insta Strong range.

UNMATCHED - INTERMIXABILITY WITH PCC

PCC SMART LIFT SHADE	MIXED WITH PCC SHADE	MIXING RATIO (SMART LIFT : PCC)	RESULT
 10.0	 7.35	2:1	
	 9.38	3:1	
	 7.86	1:2	
 10.1	 8.1	1:1	
 10.18	 8.34	1:1	
	 7.35	1:1	
	 6.4	3:1	
 10.25	 9.2	1:1	
	 6.77x	4:1	
 10.4	 6.4	1:1	
	 6.4	2:1	
	 9.44	3:1	
 10.76	 8.77x	3:1	
	 8.66x	3:1	
	 10.0	1:1	
 10.8	 7.8	2:1	

THIS TABLE SHOWS SOME EXAMPLES ONLY. FOR CHOOSING THE RIGHT DEVELOPER STRENGTH, PLEASE TAKE THE NATURAL BASE AND THE EXPECTED COLOUR DEPTHS INTO ACCOUNT.



**For the #SimplySmarter
generation of hair lovers.**

