







QUINTESSENTIAL CATWALK

BEFORE // AFTER
BEFORE // AFTER



CUT STEP BY STEPS
CUT STEP BY STEPS



PRODUCTS USED
PRODUCTS USED



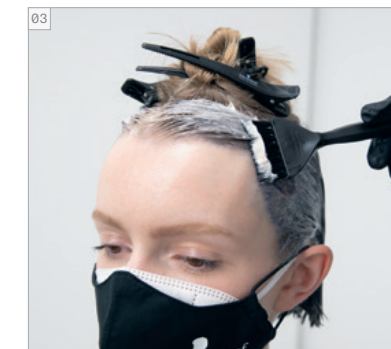
#EssentialLooks

COLOUR TECHNIQUE

#candystripes

by @arjanbevers

COLOUR STEP BY STEPS
COLOUR STEP BY STEPS



COLOURS USED

COLOUR 1 - IGORA ROYAL 8-19 + 9-24 + 1-1 (10:10:1)
+ IGORA ROYAL OIL DEVELOPER 3% | 10 VOL.
COLOUR 2 - IGORA ROYAL 9-1 + 0-89 (30:1)
+ IGORA ROYAL OIL DEVELOPER 3% | 10 VOL.
COLOUR 3 - IGORA VARIO BLOND PLUS
+ IGORA ROYAL OIL DEVELOPER 3% | 10 VOL.

CARE USED

FIBRE CLINIX TRIBOND SHAMPOO
FIBRE CLINIX TRIBOND TREATMENT FOR FINE HAIR
FIBRE CLINIX HYDRATE BOOSTER + FIBRE CLINIX
VIBRANCY BOOSTER

STYLING USED

OSiS+ HAIRBODY
OSiS+ MAGIC
OSiS+ KEEP IT LIGHT

COLOURS USED

COLOUR 1 - IGORA ROYAL 8-19 + 9-24 + 1-1 (10:10:1)
+ IGORA ROYAL OIL DEVELOPER 3% | 10 VOL.
COLOUR 2 - IGORA ROYAL 9-1 + 0-89 (30:1)
+ IGORA ROYAL OIL DEVELOPER 3% | 10 VOL.
COLOUR 3 - IGORA VARIO BLOND PLUS
+ IGORA ROYAL OIL DEVELOPER 3% | 10 VOL.

CARE USED

FIBRE CLINIX TRIBOND SHAMPOO
FIBRE CLINIX TRIBOND TREATMENT FOR FINE HAIR
FIBRE CLINIX HYDRATE BOOSTER + FIBRE CLINIX
VIBRANCY BOOSTER

STYLING USED

OSiS+ HAIRBODY
OSiS+ MAGIC
OSiS+ KEEP IT LIGHT

