

NOVEL COMFORT SALON

BEFORE // AFTER
BEFORE // AFTER



CUT STEP BY STEPS
CUT STEP BY STEPS






PRODUCTS USED
PRODUCTS USED



#EssentialLooks

COLOUR TECHNIQUE
#blushblurring
by @lesleyjennison

COLOUR STEP BY STEPS
COLOUR STEP BY STEPS



COLOURS USED

- COLOUR 1 - IGORA ROYAL 6-46 + 3-68 (5:1) + IGORA ROYAL OIL DEVELOPER 3% | 10 VOL.
- COLOUR 2 - IGORA ROYAL 4-68 + PASTELFIER (2:1) + IGORA ROYAL OIL DEVELOPER 6% | 20 VOL.
- COLOUR 3 - IGORA ROYAL 9-4 + 8-84 (1:3) + IGORA ROYAL OIL DEVELOPER 6% | 20 VOL.

CARE USED

- FIBRE CLINIX TRIBOND SHAMPOO
- FIBRE CLINIX TRIBOND TREATMENT FOR FINE HAIR
- FIBRE CLINIX VIBRANCY BOOSTER + FIBRE CLINIX VOLUMIZE BOOSTER

STYLING USED

- OSiS+ CURL HONEY
- OSiS+ KEEP IT LIGHT

COLOURS USED

- COLOUR 1 - IGORA ROYAL 6-46 + 3-68 (5:1) + IGORA ROYAL OIL DEVELOPER 3% | 10 VOL.
- COLOUR 2 - IGORA ROYAL 4-68 + PASTELFIER (2:1) + IGORA ROYAL OIL DEVELOPER 6% | 20 VOL.
- COLOUR 3 - IGORA ROYAL 9-4 + 8-84 (1:3) + IGORA ROYAL OIL DEVELOPER 6% | 20 VOL.

CARE USED

- FIBRE CLINIX TRIBOND SHAMPOO
- FIBRE CLINIX TRIBOND TREATMENT FOR FINE HAIR
- FIBRE CLINIX VIBRANCY BOOSTER + FIBRE CLINIX VOLUMIZE BOOSTER

STYLING USED

- OSiS+ CURL HONEY
- OSiS+ KEEP IT LIGHT

