

BACK TO CLASSICS SALON

BEFORE // AFTER
BEFORE // AFTER



For more information and get inspired, have a look at the #BackToClassics Trendreport: www.essentiallooks.com/2021-1/trend2

For more information and get inspired, have a look at the #BackToClassics Trendreport: www.essentiallooks.com/2021-1/trend2






PRODUCTS USED
PRODUCTS USED



#EssentialLooks

COLOUR TECHNIQUE
#tone-on-tonefoils
by @randolphgray

COLOUR STEP BY STEPS
COLOUR STEP BY STEPS



COLOURS USED

ALTERNATING FOILS:

COLOUR 1 - IGORA ROYAL 9-98 + PASTELFIER (1:1)
+ IGORA ROYAL OIL DEVELOPER 9%/30VOL. (1:1)

COLOUR 2 - IGORA ROYAL 7-76
+ IGORA ROYAL OIL DEVELOPER 6%/20VOL. (1:1)

ALL OVER & BETWEEN FOILS:

COLOUR 3 - IGORA ROYAL 5-6
+ IGORA ROYAL OIL DEVELOPER 3%/10VOL. (1:1)

CARE USED

BC pH 4.5 COLOR FREEZE SULFATE-FREE MICELLAR SHAMPOO
BC pH 4.5 COLOR FREEZE CONDITIONER
BC UV FILTER COLOR FREEZE LIQUID SHINE

STYLING USED

OSIS+ FAB FOAM
OSIS+ KEEP IT LIGHT

COLOURS USED

ALTERNATING FOILS:

COLOUR 1 - IGORA ROYAL 9-98 + PASTELFIER (1:1)
+ IGORA ROYAL OIL DEVELOPER 9%/30VOL. (1:1)

COLOUR 2 - IGORA ROYAL 7-76
+ IGORA ROYAL OIL DEVELOPER 6%/20VOL. (1:1)

ALL OVER & BETWEEN FOILS:

COLOUR 3 - IGORA ROYAL 5-6
+ IGORA ROYAL OIL DEVELOPER 3%/10VOL. (1:1)

CARE USED

BC pH 4.5 COLOR FREEZE SULFATE-FREE MICELLAR SHAMPOO
BC pH 4.5 COLOR FREEZE CONDITIONER
BC UV FILTER COLOR FREEZE LIQUID SHINE

STYLING USED

OSIS+ FAB FOAM
OSIS+ KEEP IT LIGHT