



ARTFUL FEELING SALON









AVANT // APRES
BEFORE // AFTER



Pour plus d'informations et d'inspirations, jetez un œil au dossier #ArtfulFeeling: www.essentiallooks.com/2021-1/trend3

Guarda il nostro #ArtfulFeeling Trendreport: www.essentiallooks.com/2021-1/trend3

COUPE ÉTAPE PAR ÉTAPE
CUT STEP BY STEPS



PRODUITS UTILISÉS
PRODUCTS USED







Photographies retouchées

#EssentialLooks

COLOUR TECHNIQUE
#multitonefoiling
by @edoardopaludo

COULEUR ÉTAPE PAR ÉTAPE
COLOUR STEP BY STEPS



CRÈMES DE COLORATION UTILISÉES

MÈCHES ALTERNÉES :

- COULEUR 1 – IGORA ROYAL 6-88 + RÉVÉLATEUR ENRICHI EN HUILE IGORA ROYAL 9%/30VOL. (1:1)
- COULEUR 2 – IGORA ROYAL 8-77 + 0-89 + PASTELISEUR (3:1) + RÉVÉLATEUR ENRICHI EN HUILE IGORA ROYAL 12%/40VOL. (1:1)
- COULEUR 3 – IGORA ROYAL 8-84 + 9-98 + PASTELISEUR (4:1:2) + RÉVÉLATEUR ENRICHI EN HUILE IGORA ROYAL 12%/40VOL. (1:1)

SOINS UTILISÉS

- SHAMPOING MICELLAIRE SANS SULFATE BC PH 4.5 COLOR FREEZE
- MASQUE BC PH 4.5 COLOR FREEZE
- BC PH 4.5 COLOR FREEZE FLUIDE BRILLANCE

COIFFANT UTILISÉS

- OSIS+ CURL HONEY
- OSIS+ FREEZE
- OSIS+ KEEP IT LIGHT

COLOURS USED

CIOCCHES ALTERNATE:

- COLOUR 1 – IGORA ROYAL 6-88 + IGORA ROYAL OIL DEVELOPER 9%/30VOL. (1:1)
- COLOUR 2 – IGORA ROYAL 8-77 + 0-89 + PASTELFIER (3:1) + IGORA ROYAL OIL DEVELOPER 12%/40VOL. (1:1)
- COLOUR 3 – IGORA ROYAL 8-84 + 9-98 + PASTELFIER (4:1:2) + IGORA ROYAL OIL DEVELOPER 12%/40VOL. (1:1)

CARE USED

- BC pH 4.5 COLOR FREEZE SULFATE-FREE MICELLAR SHAMPOO
- BC pH 4.5 COLOR FREEZE CONDITIONER
- BC UV FILTER COLOR FREEZE LIQUID SHINE

STYLING USED

- OSIS+ CURL HONEY
- OSIS+ FREEZE
- OSIS+ KEEP IT LIGHT