



COLOR DESIGN BOOK


Inspirations & Techniques by ULTIST






GLOW IN YOUR IDOL COLOR

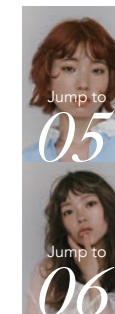
You have a glow you haven't realized yet.
Bold. Confident. Unapologetically you.
ULTIST brings out your inner glow.
Not the idol you admire.
The idol you already are.




Kaede Toyoda
GARDEN



Hayato Kobayashi
iLe.



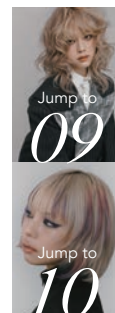
yoko
MUKU




Daichi Aoki
COA



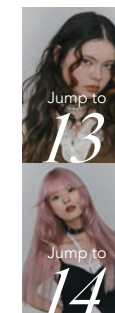
DESIGN INDEX STYLISTS & WORKS




FUGA
Null



Yoshitaka Terayama
VLOW nex the salon



YOU
JURK



Koki Kamakura
Vardy





01

PO
Passion Orange

CB
Cacao Brown



HAIR CONDITION



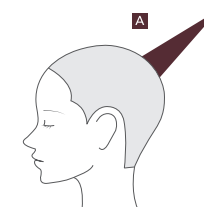
Before

Whole
30cm
12Lv



COLOR FORMULATION

1 Apply A from the roots to the ends.



A	PO/7	CB/7	AC4.5%
	1	1	

“Elegance with a playful twist
— a mode brown blending depth and vibrancy”

A blend of deep Cacao Brown and vibrant Passion Orange. A fashionable color that combines mature elegance and playfulness, perfect for any season.



Created by
Kaede Toyoda
GARDEN



HAIR CONDITION

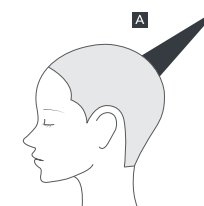


Before

Whole
30cm
10Lv

COLOR FORMULATION

1 Apply **A** from the roots to the ends.



A	SP/7	CG/7	AC4.5%
	1	1	

02

SP
Sheer Pearl

CG
Charcoal Gray

“Refined greige, blending sheer light and deep shadows”

Sheer Pearl brings out a delicate transparency, while Charcoal Gray adds depth. The soft, translucent texture and cool shadows harmonize to create an elegant and sophisticated mood.



Created by
Kaede Toyoda
GARDEN

03

TG
Taupe Greige

MP
Mauve Pink

EBe
Earth Beige



HAIR CONDITION

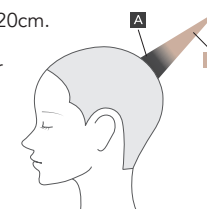


Before

Whole
50cm
18Lv

COLOR FORMULATION

- 1 Apply **A** from the roots to 15-20cm.
- 2 Apply **B** to the ends and blur the boundary with the roots.



A	TG/7	TG/9	MP/7	3%
	10	1	1	
B	CL/0	EBe/11	MP/11	3%
	3	1	0.1	

“Seamless urban beige enhanced by root depth”

Taupe Greige is applied to the roots, and soft Earth Beige is applied to the ends. The natural gradation unique to the shadow root design creates both a three-dimensional look and a sense of lightness.



Created by
Hayato Kobayashi
iLe.



HAIR CONDITION

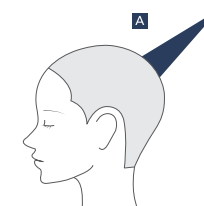


Before

Whole
45cm
18Lv

COLOR FORMULATION

1 Apply **A** from the roots to the ends.



A	IB/9	IB/7	IV/9	3%
	10	1	1	

“Real mode wrapped in indigo”

Apply Indigo Blue for depth and transparency. The shimmering blues evoke the deep sea, enhancing skin transparency with a mysterious touch.



Created by
Hayato Kobayashi
iLe.



HAIR CONDITION

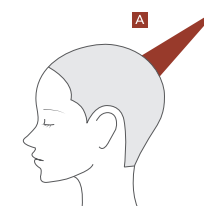


Before

Whole
20cm
14Lv

COLOR FORMULATION

1 Apply **A** from the roots to the ends.



A	APRICOT	PO/9	AC3%
5	1		

“Active Orange, sparkling in the sunlight”

Juicy color enhancing vibrancy with Passion Orange and APRICOT. The rich, radiant orange enhances skin tone and creates a bright, positive mood. Fresh and healthy, perfect for short hair.



Created by
yoko
MUKU



06

TG
Taupe Greige

EBe
Earth Beige

IV
Iris Violet



HAIR CONDITION



Before

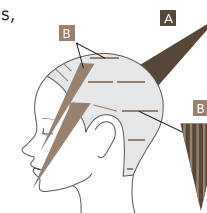
Whole 45cm, 9Lv



Highlights 15Lv

COLOR FORMULATION

- 1 Apply **A** from roots to the ends, avoiding highlighted areas.
- 2 Apply **B** to the highlighted areas.



A	TG/9	6%
B	EBe/11	20
	IV/11	1
	AC3%	

“Contrast beige with resonating shadow and softness”

Calm Taupe Greige accented with subtle beige highlights of subdued yellow tones. The light captured softly with movement, adding nuance. A beige-based color with depth and lightness for a natural, effortless look.



Created by
yoko
MUKU



HAIR CONDITION

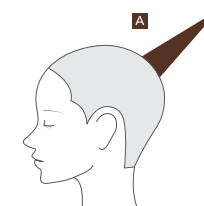


Before

Whole
35cm
8Lv

COLOR FORMULATION

1 Apply A from the roots to the ends.



A	EBe/9	CB/9	AC4.5%
	1	1	

“All-round brown with a raw, natural finish”

Natural tone created by warm Cacao Brown and neutral Earth Beige. This versatile color suits any skin tone, creating a translucent, lightweight texture. Adds depth to simple straight hair, perfect for everyday wear and special occasions.



Created by
Daichi Aoki
COA



HAIR CONDITION

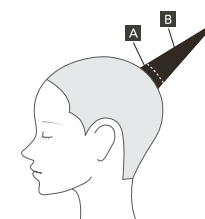


Before

Roots	Ends
1cm New growth	30cm 6.5Lv

COLOR FORMULATION

- 1 Apply **A** to the roots.
- 2 After 5 minutes, apply **B** to the ends.



A	CG/7	IB/7	AC4.5%
	1	1	
B	CG/9	IB/9	3%
	1	1	

“Sheer gray reflecting clear air”

Deep Charcoal Gray subtly blended with Indigo Blue. A cool, sheer gray with no red undertones, no heaviness, changing with movement.



Created by
Daichi Aoki
COA



09





HAIR CONDITION



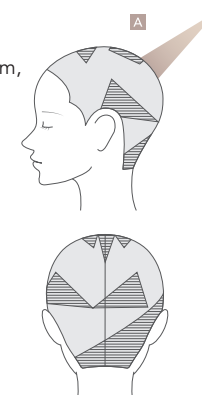
Before

Roots	Ends
2cm 18Lv	30cm 19Lv

COLOR FORMULATION

- 1 Apply **A** to the  section.
- 2 Apply **A** to the roots up to 3 cm, excluding the  section.
- 3 Leave for 15 minutes, then emulsify the ends at the shampoo bowl.

A	1		3	3%
	CB/9 10	IV/9 1	CL/0	



“Minimal beige brown with calculated depth”

Based on Cacao Brown, a small amount of Iris Violet is blended as a complementary color. Calculated nuance in the simple beige brown with reduced yellow tones blends light and dark for a refined, dementional, and high-fashion feel.



Created by
FUGA
Null



HAIR CONDITION

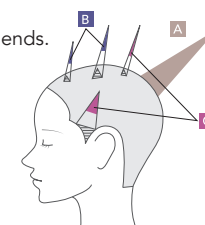


Before

Roots	Ends
2cm 18Lv	15cm 19Lv

COLOR FORMULATION

- 1 Apply **A** from the roots to the ends.
- 2 After shampooing, randomly apply **B** & **C** using foil work.



A	1				5	3%
	EBe/II	CB/II	IV/II	CL/0		
	5	5	1			
B	IV/9	IV/II	3%	C	MP/II	3%
	1	1				

“Edgy and distinctive shades designed for high-tone colors”

White Beige base with accents of Iris Violet and Mauve Pink. Vivid accents on a clean base adding glamour and edge. Simple and easy-to-wear yet memorable.



Created by
FUGA
Null

11

BG
Bayleaf Green

IB
Indigo Blue

CG
Charcoal Gray

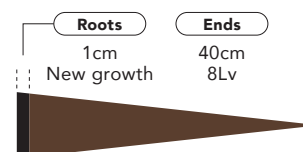
TG
Taupe Greige



HAIR CONDITION



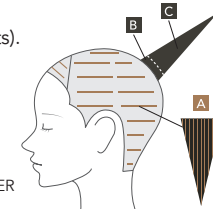
Before



COLOR FORMULATION

- 1 Apply weaving to the entire head using **A** (secret highlights).
- 2 After shampooing, apply **B** to the roots and **C** to the ends.

A: BLEACH MASTER POWER [3%]



B	BG/II	IB/II	CG/II	JADE	AC4.5%	
	1	1	0.4	0.1		
C	BG/II	IB/II	TG/II	JADE	CL/0	3%
	1	1	0.4	0.1		

“Clear Ash expressed through pure cool tones”

Cool tone color with subtle secret highlights throughout, Bayleaf Green and Indigo Blue layered on top. Red and yellow tones are thoroughly suppressed to achieve a clear, transparent texture. Sophisticated dark tone with rich depth and fresh translucency.



Created by
Yoshitaka Terayama
VLOW nex the salon

12

BG
Bayleaf Green

SP
Shear Pearl

TG
Taupe Greige

IB
Indigo Blue

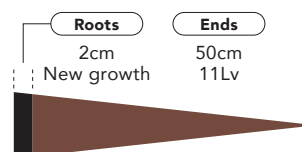
EBe
Earth Beige



HAIR CONDITION



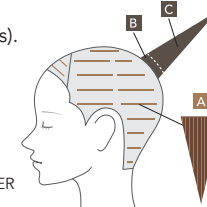
Before



COLOR FORMULATION

- 1 Apply weaving to the entire head using **A** (secret highlights).
- 2 After shampooing, apply **B** to the roots and **C** to the ends.

A : BLEACH MASTER POWER [3%]



B	BG/II	SP/II	TG/II	JADE	AC4.5%	
	1	1	0.4	0.1		
C	BG/II	IB/II	EBe/II	JADE	CL/0	3%
	1	1	0.4	0.1		

“Olive greige with a sheer touch of lightness”

Carefully applied secret highlights add a sense of lightness to the base. Layering Olive Greige tones creates a soft and light finish. Natural yet strikingly sheer.



Created by
Yoshitaka Terayama
VLOW nex the salon



HAIR CONDITION

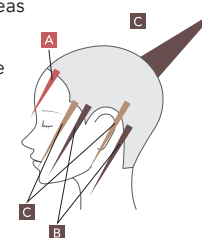


Before



COLOR FORMULATION

- 1 Apply **A** to the highlighted areas of the bangs.
- 2 Apply **B** (lowlights) around the face and back areas.
- 3 Apply **C** from the roots to the ends, including the highlighted sections.



A	PO/9	3%
B	CB/7	3%
C	CB/9	3%

“Eye-catching framing orange”

Based on highlights throughout, Cacao Brown adds dimension, enhancing movement. Passion Orange around the face adds an eye-catching accent with a sense of playfulness and presence brought out by Calm Brown and Vivid Orange.



Created by
YOU
JURK


14

MP
Mauve Pink

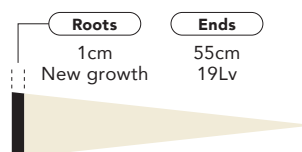
CB
Cacao Brown



HAIR CONDITION

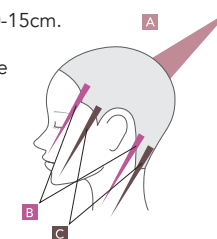


Before



COLOR FORMULATION

- 1 Apply **A** from the roots to 10-15cm.
- 2 Apply **B** & **C** around the face and back areas.
- 3 Apply **A** to the ends.



A	MP/I I	CL/0	3%
	1	1	
B	MP/I I	3%	
C	CB/I I	3%	

“Smoky, high-fashion pink”

Based on Mauve Pink, varied pink tones create a distinctive look. Soft lowlights of Cacao Brown defines the look, with a refined balance of smoky pink and transparency. A pink color that exudes a fashionable presence without being overly sweet.



Created by
YOU
JURK



15

NAVY

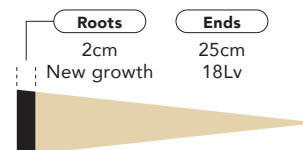
CYAN



HAIR CONDITION



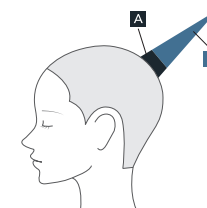
Before



From the before, retouch bleaching was applied, and the roots were lightened to level 17.

COLOR FORMULATION

- 1 Apply **A** to the roots.
- 2 Apply **B** to the ends.



A	NAVY	CYAN	CL/0	3%
	3	1	1	
B	CL/0	CYAN		3%
	3	1		

“Cyan blue with tonal contrast”

A blue tone shifting from deep navy at the roots to cyan at the ends. The contrast between light and dark tones tightens the overall look, while the vivid colors add a lighthearted touch. An edgy blue with strength and transparency.



Created by
Koki Kamakura
Vardy

16

SP
Sheer Pearl



HAIR CONDITION

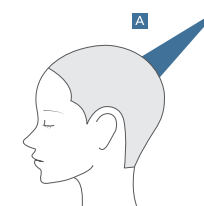


Before

Whole
5cm
18Lv

COLOR FORMULATION

1 Apply A from the roots to the ends.



A	CL/0	SP/9	3%
	3	1	

“Sheer Pearl with a hint of hardness”

The combination of Clear and Sheer Pearl gives a sharp tone with a light, airy finish. The tight silhouette and wet texture combine to create a sophisticated individuality with strong impact.



Created by
Koki Kamakura
Vardy

COLOR CHART

15 shades & 52 colors ranging from level 3 to level 13 with a clear color tone.
Good at controlling the undertone of Asian hair and expressing the desired hair color.


Lv	EBe Earth Beige	CB Cacao Brown	TG Taupe Greige	CG Charcoal Gray	BG Bayleaf Green	IB Indigo Blue	IV Iris Violet	MP Mauve Pink	SP Sheer Pearl	PO Passion Orange
13										
11										
9										
7										
5										
3										



Base : White Hair

LT/13 and CL/0

Expanding hair color design possibilities with
Lightener and Clear.



LT/13
Lightener
(level 13)



CL/0
Clear
without lifting power



SHISEIDO

PROFESSIONAL



SHISEIDOPRO_GLOBAL_EDUCATION



Official site

Shiseido Professional Inc.
Harbor one building 4F, Higashi-Shinagawa 2-5-5, Shinagawa-ku, Tokyo 104-0002
TEL +81-3-5769-6400
<https://www.shiseido-professional.com>