

PRODUCT DESCRIPTION

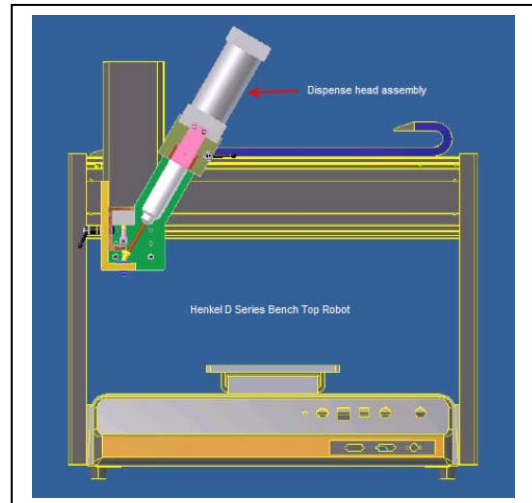
The Loctite® MM10 Dual Cartridge Dispenser provides highly accurate control for applying drops or small beads of 2-part adhesives with 1:1, 2:1, or 10:1 mix ratios for both A-System and B-System 50 ml style cartridges. The MM10 Dual Cartridge Dispensers can be used as a stationary dispenser or can be integrated into any Loctite® Precision Adhesive Dispensing Robot system.

PRODUCT FEATURES

- Interchangeable cartridge pushers with common mounting tooling can accommodate 1:1, 2:1, or 10:1 dual cartridges for both A-System and B-System 50 ml cartridges. See photos below.
- Independent cartridge pressure and actuation functions to control adhesive flow rate.
- Fluid components designed for MMA and Epoxy adhesives, but can be used with any chemistry.
- Accepts precision anti-drip dispense valve 1444139 (sold separately).
- Easy cartridge change-over.
- Light-weight design; able to be used on any Loctite® Precision Adhesive Dispensing Robot system.
- Dispenses adhesives up to 200,000 cPs viscosity.
- Can be used as a stationary dispenser with the use of a Loctite® Single Function Controller, item 97101

Technical Data

- Dimensions: 12" W x 5" D x 15" H
(297 mm x 376 mm x 118 mm)
- Weight: 5.3 lbs.
(2.5 kg.)



Loctite® Dual Cartridge Dispensing System Total Solution

The Loctite® MM10 Dual Cartridge Dispensers when used in conjunction with any Loctite® Precision Adhesive Dispensing Robot system provides a total processing solution for applying small beads or drops. The Dispenser mounts easily to the Robot and can be programmed for any 3-axis application. The Loctite® D-Series Benchtop Robots are available in four different sizes depending on the application requirements. The two tables below will help select the right system and all the related components.





Product Description Sheet
MM10 Dual Cartridge Dispensers
Item Numbers: 1633364, 1633365, 1633366

Step One: Select the D Series Robot with the dispense area that is appropriate for the application.

Dispense Area	Description	Item Number
200x200mm	LOCTITE® 200 D-Series Dispensing Robot, 24V	1597107
300x300mm	LOCTITE® 300 D-Series Dispensing Robot, 24V	1452395
400x400mm	LOCTITE® 400 D-Series Dispensing Robot, 24V	1452396
500x500mm	LOCTITE® 500 D-Series Dispensing Robot, 24V	1578317

The Robot accessories that will be needed are common to D Series Robot Systems. They are:

- Loctite® Solenoid Valve Module, 24V; item # 988000
- Loctite® Teach Pendant; item # 1328356
- Loctite® Interface cable; item # 1329222
- Note: General Purpose Benchtop Robots are also available.

Step Two: Select the Dispenser based on adhesive ratio and cartridge style:

Adhesive	Ratio	Cartridge Style	Dispenser
4090	1:1	B	1633365
H/HF 8600	2:1	A	1633364
H 8700	2:1	A	1633364
H/HF 8000	10:1	B	1633366
H/HF 8025	10:1	B	1633366
H 8010	10:1	B	1633366
H 8500	10:1	B	1633366

This is a small representation of Henkel two part Adhesives. If an adhesive is not shown please contact a local Henkel office to get assistance in selecting the right Dispenser. Cartridge types are subject to change so before ordering a Dispenser, please consult your local Henkel Sales Representative or Distributor.



Example of “A-Style” 2:1 Cartridge
(formerly “D” style cartridge)



Example of “B-Style” 10:1 Cartridge
(formerly “S” style cartridge)

Step Three: Order Loctite® Anti Drip valve # 1444139 (500 pack) or # 1445944 (100 pack).



Step Four: Select the proper static mix nozzle to match the style of the cartridge.



“A-System” Style 1:1 & 2:1 mix ratio
Item # 1334299 (100 pk.)



“B-System” Style 4:1 & 10:1 mix ratio
Item # 1329200 (100 pk.)

Step Four: Select the proper dispense needle tip to meet production requirements.

Note: photo on right shows Anti Drip Valve with ¼” stainless steel dispense tip needle attached.

Order Information:

- Item # 1633366 Loctite® 50ml Dual Cartridge Dispenser for 10:1 “B” style cartridges.
- Item # 1633365 Loctite® 50ml Dual Cartridge Dispenser for 1:1 and 2:1 “B” style cartridges.
- Item # 1633364 Loctite® 50ml Dual Cartridge Dispenser for 1:1 and 2:1 “A” style cartridges.
- Item # 1444139 Loctite® Anti Drip Valve (500pack)
- Item # 1445944 Loctite® Anti Drip Valve (100pack)



Anti Drip Valve

Spare Parts

- Item # 1690776 Replacement Cartridge Dispenser for 10:1 “B” style cartridges.
- Item # 1690777 Replacement Cartridge Dispenser for 1:1 and 2:1 “B” style cartridges.
- Item # 1690780 Replacement Cartridge Dispenser for 1:1 and 2:1 “A” style cartridges.
- Item # 1690774 Replacement Anti Drip Valve Cylinder
- Item # 1334299 Static Mix Nozzle for “A” Style cartridges with 1:1 and 2:1 mix ratio. Sold in (100 pk.)
- Item # 1329200 Static Mix Nozzle for “B” Style cartridges with 10:1 mix ratio. Sold in (100 pk.)
- Dispense Needle Tips Determined by process requirements.






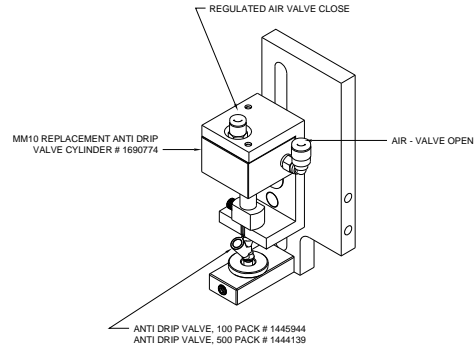
Product Description Sheet

MM10 Dual Cartridge Dispensers

Item Numbers: 1633364, 1633365, 1633366



Cartridge Pusher Assembly



Advancing On/Off Air Cylinder Assembly

Note
The data contained herein are furnished for information only and are believed to be reliable. We cannot assume responsibility for the results obtained by others over whose methods we have no control. It is the user's responsibility to determine suitability for the user's purpose of any production methods mentioned herein and to adopt such precautions as may be advisable for the protection of property and of persons against any hazards that may be involved in the handling and use thereof. In light of the foregoing, Henkel Corporation specifically disclaims all warranties expressed or implied, including warranties of merchantability or fitness for a particular purpose, arising from sale or use of Henkel Corporation's products. Henkel Corporation specifically disclaims any liability for consequential or incidental damages of any kind, including lost profits. The discussion herein of various processes or compositions is not to be interpreted as representation that they are free from domination of patents owned by others or as a license under any Henkel Corporation patents that may cover such processes or compositions. We recommend that each prospective user test his proposed application before repetitive use, using this data as a guide. This product may be covered by one or more United States or foreign patents or patent applications.

Trademark usage
Except as otherwise noted, all trademarks in this document are trademarks of Henkel Corporation in the U.S. and elsewhere. © denotes a trademark registered in the U.S. Patent and Trademark Office.

Document # 8903308, Rev B, Date: 01/09/2015



Henkel Americas
1-800-LOCTITE
www.equipment.loctite.com

Henkel Europe
+49.89.320800.1800
www.henkel.com/industrial

Henkel Asia Pacific
+86.21.2891.8863
www.henkel.com/industrial